



Hephzibah Elementary School

 2542 Highway 88, Hephzibah, GA 30815

 (706)592-4561

 Grades: K-5

 Enrollment: 341 students

Note: For information on educator qualifications and other federal reporting requirements, [click here](#). Discipline data are available in the [K-12 Student Discipline Dashboard](#).

Performance Snapshot

- Hephzibah Elementary School's **overall performance is higher than 18% of schools in the state** and is higher than its district.
- Its students' **academic growth is higher than 52% of schools in the state** and higher than its district.
- **29.5% of its 3rd grade students are reading at or above the grade level target.**

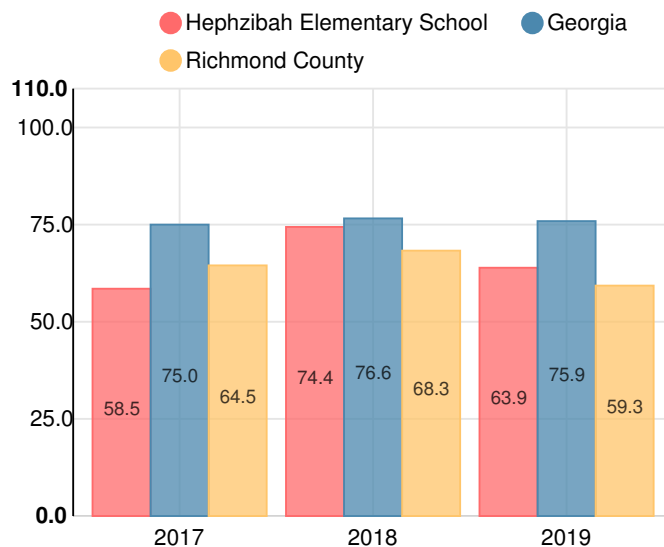
School Wide

D63.9

Year	Hephzibah Elementary School
2019	D
2018	C
2017	F
2016	D
2015	D

Grade conversion	
A	90 - 100
B	80 - 89.9
C	70 - 79.9
D	60 - 69.9
F	0 - 59.9

CCRPI Single Score



Student Mobility Rate

24.1%

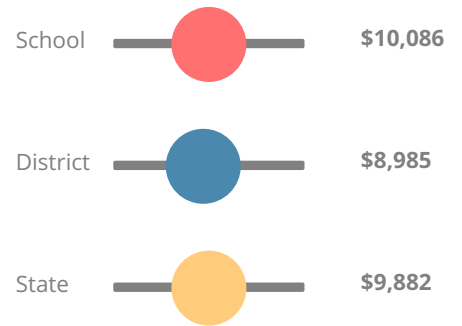
School Climate Star Rating



Financial Efficiency Star Rating

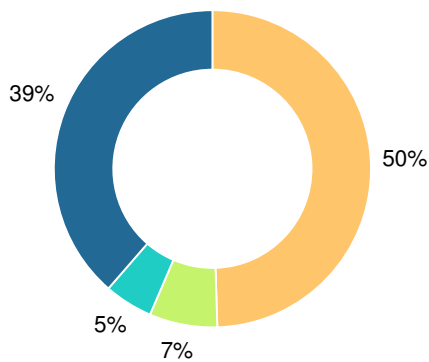


Per Pupil Expenditures



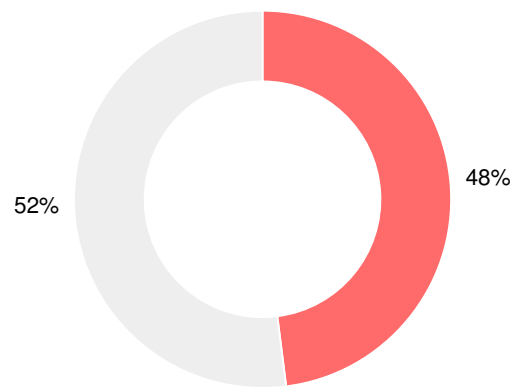
Race/Ethnicity

- Asian/Pacific Islander
- American Indian/Alaskan
- Black
- Hispanic
- Multi-racial
- White



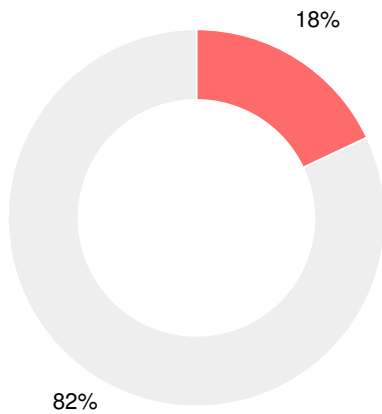
Economically Disadvantaged (ED)

- ED
- Not ED



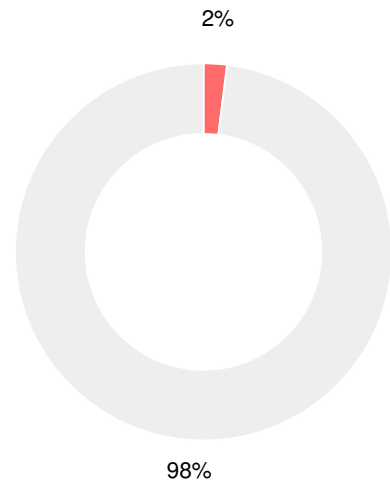
Students with Disability (SWD)

- SWD
- Not SWD



English Language Learners (ELL)

- ELL
- Not ELL



Elementary

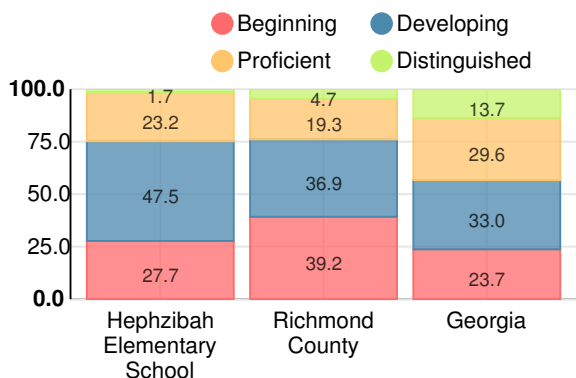
CCRPI Score

Hephzibah Elementary School

Indicator	2019
Content Mastery	49.9
Progress	83.4
Closing Gaps	33.3
Readiness	73.5
CCRPI Score	63.9

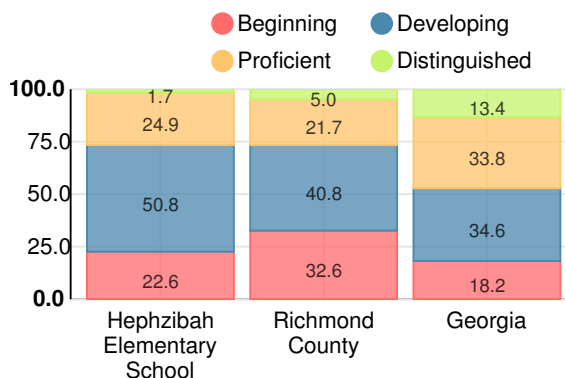
English

Percent of students scoring in each performance level on 2019 Georgia Milestones for elementary grades



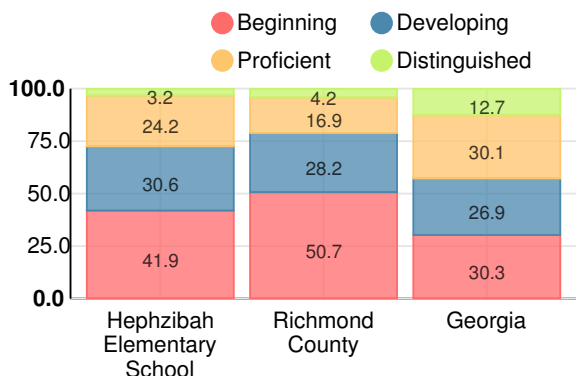
Mathematics

Percent of students scoring in each performance level on 2019 Georgia Milestones for elementary grades



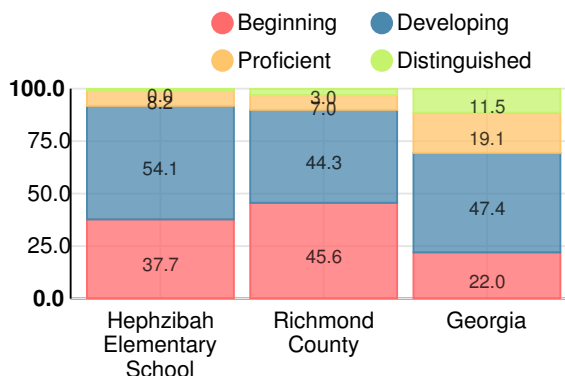
Science

Percent of students scoring in each performance level on 2019 Georgia Milestones for elementary grades



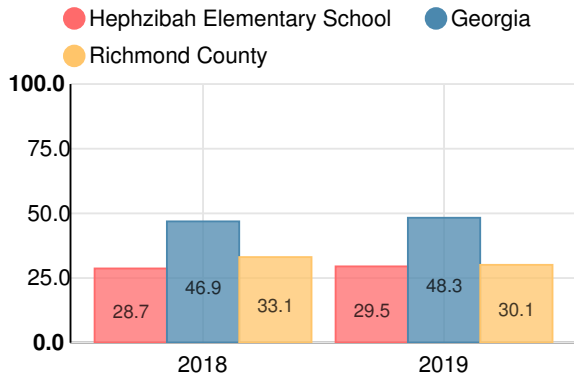
Social Studies

Percent of students scoring in each performance level on 2019 Georgia Milestones for elementary grades



Reading at or above the Grade Level Target (3rd Grade)

Percent of students in grade 3 achieving Lexile measure equal to or greater than 670



Reading at or above the Grade Level Target (5th Grade)

Percent of students in grade 5 achieving Lexile measure equal to or greater than 920

